

Earnings Release



PETROPERÚ¹ Announces First Quarter 2024 Earnings Results - 1Q24

Lima, Peru, June 08, 2024: Petróleos del Perú - PETROPERÚ S.A. (OTC: PETRPE) announced financial and operating results for the first quarter ("1Q24") period ended March 31, 2024. For a more comprehensive financial analysis please refer to the Intermediate Financial Statements 1Q24² available on the *Superintendencia Mercado de Valores del Perú website - SMV* (www.smv.gob.pe).

Disclaimer and Applicable References: The information contained in this presentation is general background information about Petróleos del Perú - PETROPERÚ S.A. ("PETROPERÚ" or the "Company") and is not intended to constitute legal, tax or accounting advice or opinions. This presentation was prepared by PETROPERÚ for the purpose of providing certain financial and other relevant information of the Company. PETROPERÚ disclaims any responsibility for any errors or omissions in such information, including the financial calculations, projections and forecasts set forth herein. This presentation contains projections, forecasts, assumptions, estimates or other statements that are forward-looking. These forward-looking statements are found in various places throughout this presentation and include, without limitation, statements concerning our future business development and economic performance, statements regarding the timing and cost of completing the New Talara refinery, PETROPERÚ's expected future financings and expectations regarding capacity and utilization, among others. Although PETROPERÚ believes that these statements are based upon reasonable current assumptions and expectations, no assurance can be given that the future results referred to by the forward-looking statements will be achieved. We caution you that any such projections or forward-looking statements are and will be, as the case may be, subject to many risks, uncertainties and other factors that may cause actual results to be materially different from any future results expressed or implied in such projections or forward-looking statements. The Company expressly disclaims any duty to update any of the forward-looking statements, or any other information, contained herein. Actual results could differ materially from the expectations expressed by the projections and forward-looking statements contained herein. The information contained in this presentation refers to PETROPERÚ and all its information, unless otherwise indicated. Certain data in this presentation was obtained from various external data sources, and neither PETROPERÚ nor any of its affiliates has verified such data with independent sources. This presentation contains non-IFRS financial measures used by PETROPERÚ's management when evaluating results of operations. PETROPERÚ's management believes these measures also provide users of the financial statements with useful comparisons of current results of operations with past and future periods. Non-IFRS financial measures should not be construed as being more important than comparable IFRS measures.

HIGHLIGHTS

- **Total Revenue** for 1Q24 increased by 3% (US\$28 million) compared to 1Q23.
- **Gross Loss** decreased 72% YoY³, from US\$-91 million in 1Q23 to US\$-25 million in 1Q24.
- **Operating Loss** decreased by 50% YoY, from US\$-136 million in 1Q23 to US\$-68 million in 1Q24.
- **Net Loss** in 1Q24 was US\$-183 million compared to US\$-158 million in 1Q23 (a loss increases of 16% YoY).
- **Adjusted EBITDA**⁴ increased from US\$-104 million in 1Q23 to US\$-5 million in 1Q24.
- Final **Cash Balance** reached US\$81 million as of 1Q24 vs. US\$111 million as of 1Q23.
- The **Cash Conversion Cycle (CCC)** as of 1Q24, the CCC was -40 days vs. 19 days as of 1Q23. This negative value is due to the greater negotiation with suppliers for the extension of payment dates.
- **NTR**⁵ **integral progress** as of March 2024 was 99.24%. Regarding the Process Units, there is a progress of 99.90%, and a progress of 97.79% regarding the Auxiliary Units.
- **Total Sales Volume** reached 95 KBPD⁶ in 1Q24, greater in 9% than 1Q23 (87 KBPD).
- In reference to the **Norperuano Oil Pipeline (ONP)**, there have occurred four contingencies from January to March 2024.
- Regarding **hydrocarbon exploration and production activities**, currently, regarding Block 64, the preparation of the Environmental Impact Study (EIS) for the Development of the Situche Central Deposit continues. On the other hand, regarding the Block 192, on March 22, 2024, PETROPERÚ, Perupetro and Altamesa Energy Perú S.A.C. signed the assignment of the contractual position of Block 192. At the end of 1Q24, in Block I, oil production is in the order of 458 BPD⁷ and that of Associated Natural Gas at 3.1 MMcf/D⁸. On the other hand, oil production from Block VI is in the order of 2 MMcf/D and that of Associated Natural Gas at 3.8 MMcf/D, while oil production from Block Z-69 is in the order of 4.9 KBPD, that of Associated Natural Gas at 9.7 MMcf/D and of LNG 603 BPD.

¹ Petróleos del Perú-PETROPERÚ S.A. (hereinafter "PETROPERÚ" or "the Company").

² Intermediate Financial Statements for the First Quarter 2024. Unless otherwise noted, all financial figures are presented in US\$, and references "Dollars" or "US\$". Quarterly Financial Statements have been prepared in accordance with International Financial Reporting Standards (IFRS), as issued by the IASB (International Accounting Standards Board).

³ YoY: Year over Year, annual comparison.

⁴ EBITDA is defined as Net Income plus Income Tax plus Workers' Profit Sharing minus Finance Income plus Finance Cost plus Amortization & Depreciation. Adjusted EBITDA is defined as EBITDA minus net other income & expenses, and net exchange differences.

⁵ New Talara Refinery: which consists of the construction of a new refinery with the highest technological standards and competitiveness in the region. The new refinery will completely modify the current production structure of the Talara Refinery, through the incorporation of new refining processes, auxiliary services, and related facilities.

⁶ KBPD: Thousands of Barrels Per Day

⁷ BPD: Barrels Per Day.

⁸ MMcf/D: Million standard cubic feet per day.

Earnings Release



It should be noted that the economic and financial results of PETROPERÚ will improve substantially with the commissioning of the Flexicoking Unit, which will allow converting products of low commercial value (fuel oil) into products of higher value in the market (LPG, Gasoline and Diesel), capturing a greater margin that will cover the incremental expenses of the NTR's operation.

1. ANALYSIS

1.1. MACROECONOMIC ENVIRONMENT

The world economy has shown moderate growth, although heterogeneous at the country level. On the one hand, the United States and India have shown greater dynamism, combined with the reduction in speculation about China's contraction, which has offset the contraction shown by Europe. This led to a revision of global growth for 2023, from 3.0% to 3.1%.

In this scenario, inflation has slowed its downward trend, mainly explained by the prices of services. The main central banks of developed economies are expected to start a cycle of reference rates reduction.

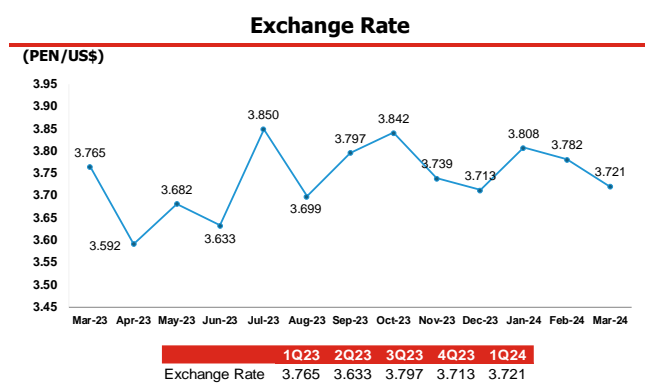
Similarly, a slowdown in the world economy is estimated for 2024 with a lower growth than the previous year (2.8%). The lower growth expected for this year is associated with the adjustment of credit and financial conditions, linked to a probable financial turbulence exposed by the real estate sector and private debt, as well as shocks that affect global trade, mainly related to geopolitical conflicts (escalation of the conflict in the Middle East) and climatic factors (water deficit), as the case of the Panama Canal has been showing, among other routes.

Likewise, although the risks due to the occurrence of El Niño Phenomenon have decreased, there is a latent risk of La Niña Phenomenon towards the second part of 2024 and could even extend to 2025.

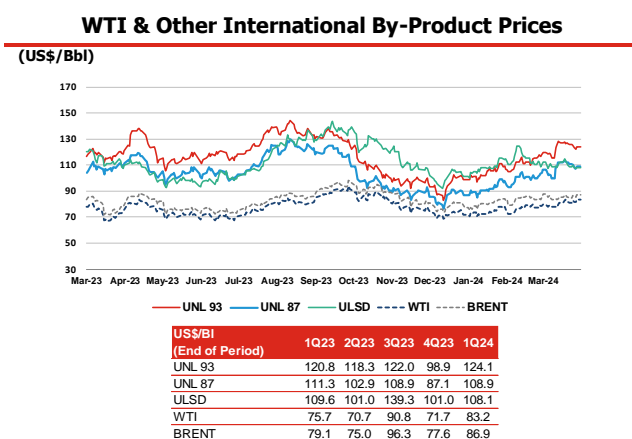
In the case of Peru, growth is estimated for 2024 in the order of 3.0% unlike the fall shown in the previous year (-0.6%), which was affected by various supply shocks, associated with climatic anomalies and social conflicts at the beginning of the period. Among the main factors that would explain the growth in 2024, the better weather conditions that would be recorded in the country are the best weather conditions that would be recorded in the country, which would have an impact on primary activities, such as agriculture, fishing and associated manufacturing, in addition to the return to socio-political stability and the recovery of the confidence of economic agents, among the main assumptions.

Regarding YoY inflation, from December 2023 to March 2024 there was a reduction from 3.24% to 3.05%. The items that contributed the most to the variation in inflation in the last twelve months were foods such as onion, lemons, as well as meals away from home and local transportation.

Regarding the exchange rate, at the end of March 2024 it stood at S/ 3.721 per dollar, lower than the end of the previous month at S/ 3.782 per dollar, which shows an appreciation of our currency. Year to date, the BCRP has carried out spot sale operations, placement of CDRs, swaps, among others.



Source: SBS



Source: Platts

Notes: The UNL87 USGC Regular Gasoline equals a 92-octane gasoline, and the Premium Gasoline UNL 93 USGC is equivalent to a 98-octane gasoline.

Regarding the oil prices, YTD the average markers of Brent and WTI in 1Q24 are around US\$87/Bl and US\$83/Bl, respectively. This upward trend in the last quarter was mainly due to the prospects of a deficit world market due to the reduction in inventories in the United States, as well as the extension of voluntary OPEC+ production cuts and attacks on Russian refineries recorded in the last weeks of the quarter.

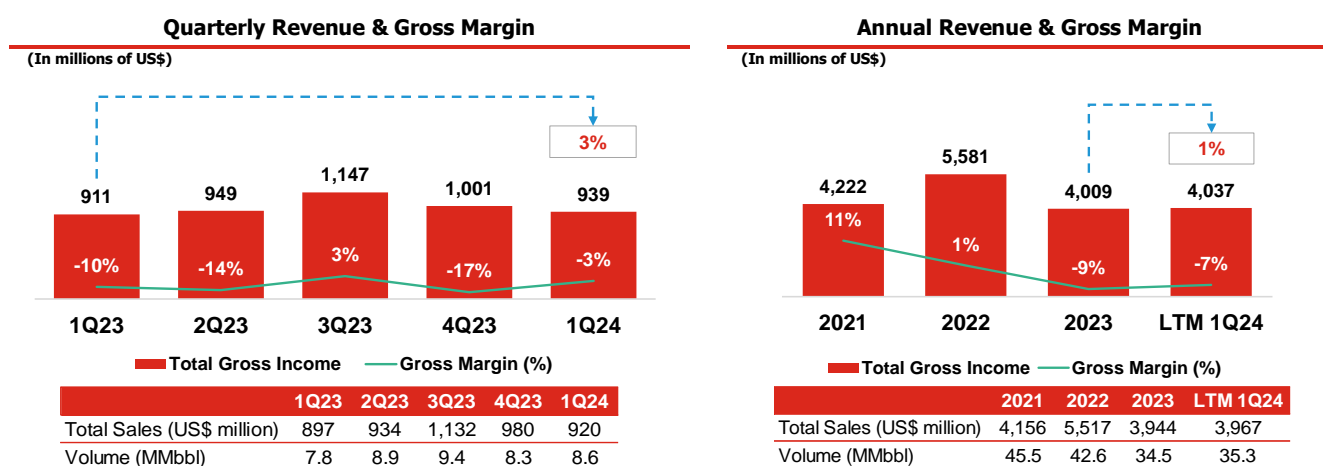
Earnings Release



Peru has a Petroleum Fuels Price Stabilization Fund (FEPC) whose purpose is to prevent the high volatility of international oil prices from being passed on to local consumer prices, taking into account that a large part of the crude oil and products consumed locally are currently imported. The FEPC consists of a price band with an upper and a lower price limit, established by OSINERGMIN in such a way that the prices charged internally are within that band, so that, when the international price rises above the upper limit, consumers pay the equivalent of the upper limit, and the State uses the resources of the fund to pay the difference to the companies trading petroleum products that are registered in the fund subsequently. However, if the international price falls below the lower limit, the consumer will pay the price of that limit and the difference would be paid to the fund by the companies trading petroleum products that are registered in the fund. Currently the products affected by the FEPC are the liquefied petroleum gas intended for bulk (LPG-G), the Fuel Oil 6 and BX diesel for vehicular use.

1.2. FINANCIAL RESULTS

1.2.1. INCOME STATEMENT



Note: For the calculation of the Unit Prices in US\$, Total Sales do not include Other Income.

Total Gross Income reached US\$939 million in 1Q24, an increase of 3% YoY, mainly as a result of greater sales in the domestic market (75 vs 69 KBPD in 1Q23) and local market (20 vs 18 KBPD in 1Q23), thanks to the joint pricing and discount strategy deployed in January, which generated more competitive commercial conditions for the local market as a result of the higher NTR production in that period. However, revenues during 1Q24 were not as expected as a result of the shutdown of the Flexicocking Unit since mid-February 2024. It should be noted that, within exports, the export of residual product (19 vs 17 KBPD in 1Q23) was maintained, which was marketed at lower prices compared to the acquisition of the raw material (crude oil).

Despite the increase in sales volume, domestic sales revenue remained at levels close to the same period in 2023, rising from US\$808 million to US\$807 million in 1Q24. Total Revenues benefited mainly from the value of exports, given higher sales, and the increase in Other Operating Income mainly due to the ONO crude oil transportation service, which corresponds mainly to the turnover for the Crude oil transportation service as of 4Q23, as well as January and February 2024.

Cost of Goods Sold (COGS) as a proportion of Total Gross Income was 103% in 1Q24 vs. 110% in 1Q23, resulting in a Gross Margin of -3% in 1Q24. Gross Margin went from -10% in 1Q23 to -3% in 1Q24, this is mainly due to the effect of the higher total revenues mentioned above and the lower cost of sales recorded compared to 1Q23, mainly due to a lower purchase of finished products due to the change in cargo structure in the NTR, starting to use crude oil for the production of fuels, instead of continuing to import finished products, obtaining a lower cost of production. COGS decreased by -4% compared to 1Q23 while Total Revenue increased 3%.

Earnings Release



Analysis of the Product Portfolio:

SALES (In Millions of US\$)				
SALES	1Q23	1Q24	YoY	Weight on Total Sales
LOCAL SALES				
LPG ^{(1) (2)}	13	18	39%	1.9%
Gasolines/Gasohols ⁽¹⁾	251	205	-18%	22.3%
Turbo A-1	18	54	+100%	5.9%
Diesel B5 ^{(1) (2)}	495	483	-2%	52.5%
Industrial Oil ^{(1) (2)}	13	13	-2%	1.4%
Bunkers (Marine Residual - IFO + Marine Diesel N°2) ⁽¹⁾	1	0	N.A.	0.0%
Asphalt Liquid / Asphalt Solid ⁽¹⁾	11	21	99%	2.3%
Others ^{(1) (3)}	7	13	92%	1.4%
Total Local Sales	808	807	0%	87.8%
EXPORTS				
Virgin Naphtha	0	0	N.A.	0.0%
N°6 Fuel Oil, Reduced Crude, Industrial Oil 500	82	98	20%	10.7%
Diesel 2	0	0	N.A.	0.0%
Others ⁽⁴⁾	7	14	100%	1.6%
Total Exports	89	113	27%	12.2%
Total Local Sales & Exports	897	920	3%	
Other Operational Income ⁽⁵⁾	15	20	36%	
TOTAL REVENUE	911	939	3%	

⁽¹⁾ Discounts Included

⁽²⁾ FEPC Included

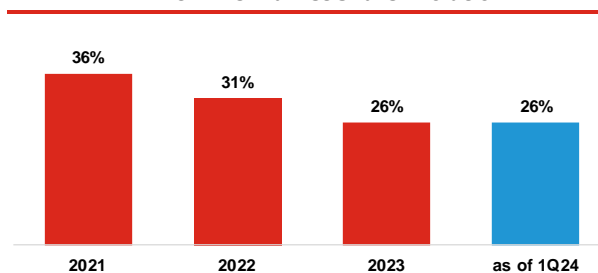
⁽³⁾ Cutting material, Solvents, Gasoline Aviation and Naphthenic Acid.

⁽⁴⁾ Turbo A-1, Gasolines, Asphalts, IFO's, Naphthenic Acid and crude oil.

⁽⁵⁾ Includes terminal operation fees, oil transportation by oil pipeline, lease Savia Perú S.A. among others.

During 1Q24, PETROPERÚ had Sales Revenue of US\$939 million, 3% greater than in 1Q23 (US\$911 million), with 88% of sales concentrated in the domestic market, due to the aforementioned reasons regarding to the increase in sales volume and other revenues related to the transportation of crude oil.

PETROPERÚ Market Share Evolution



At the end of March 2024, the domestic liquid fuel market share was estimated at 26%. Diesel and Gasolines are the best-selling fuels in PETROPERÚ. The market share of diesel sales in the local market is approximately 32% and gasoline is approximately 37%.

In order to increase its share of the local market, PETROPERÚ has been carrying out the following actions:

- Prioritize the integral start of all NTR production, in order to reduce imports, improve the company's margins and guarantee supply locally.
- Short- and medium-term corporate measures are established to improve PETROPERÚ's commercial competitiveness in the fuel market, with the support of the other areas of the company.
- Continue with the plan to increase the value of the commercial brand.
- To continue with the change of visual identity of the PETROPERÚ NETWORK, according to the planned program and thus continue with the sustained growth of sales in the retail channel.
- Participate in mining and industrial bidding processes.
- Return of the Terminals granted in operation to manage them directly, eliminating the Open Access condition.

Earnings Release



- To have an adequate corporate communication that allows us to improve the perception of customers and the general public regarding our business management.

Revenue by Products

(In millions of US\$)	LTM 1Q24	% Participation	
LOCAL REVENUE		4 Products	83%
LPG ^{(1) (2)}	18	Diesel B5 ^{(1) (2)}	52%
Gasolines/Gasohols ⁽¹⁾	205	Gasolines/Gasohols ⁽¹⁾	22%
Turbo A-1	54	LPG ^{(1) (2)}	2%
Diesel B5 ^{(1) (2)}	483	Turbo A-1	6%
Industrial Oil ^{(1) (2)}	13		
Bunkers (Marine Residual - IFO + Marine Diesel N°2) ⁽¹⁾	0	2 Products	75%
Asphalt Liquid / Asphalt Solid ⁽¹⁾	21	Diesel B5 ^{(1) (2)}	52%
Others ^{(1) (3)}	13	Gasolines/Gasohols ⁽¹⁾	22%
Total Local Revenue	807		
		Local Revenue	88%
EXPORTS		Exports	12%
Virgin Naphtha	-		
N°6 Fuel Oil, Reduced Crude, Industrial Oil 500	98		
Diesel 2	-		
Others ⁽⁴⁾	14		
Total Exports	113		
TOTAL REVENUE	920		

⁽¹⁾ Discount Included

⁽²⁾ FEPC Included

⁽³⁾ Cutting material, Solvents, Gasoline Aviation and Naphthenic Acid.

⁽⁴⁾ Turbo A-1, Gasolines, Asphalts, IFO's and Naphthenic Acid.

PETROPERÚ has a network of approximately 744 affiliated service stations as of March 2024, which are distributed across the 24 regions of the country. Additionally, it can be verified that the most representative products of the Company and that have been contributing the highest income during the last twelve months as of March 2024 are Diesel B5 (Includes Diesel B5 S-50) and gasoline/gasohols with a participation with respect to Total Revenue of 52% and 22% respectively.

LOCAL MARKET

Sales volume has increased by approximately 8% compared to the same period of 2023, 1Q24 Revenues from domestic sales reached US\$807 million, similar to the revenues at the same period of 2023 which amounted to US\$813 million, mainly this growth was achieved by the implementation of the joint strategy in January 2024 to generate more attractive commercial conditions for the local market, given that there were higher volumes of gasoline and diesel obtained from the operation of the NTR.

Sales in the domestic market are made through the Direct Channel (Retail and Industry sector) and through the Wholesale Channel. The largest sales are made through the Direct Channel. It should be noted that, in February and March, the volume of sales decreased as a result of the issues that occurred in the FCK unit in the NTR.

EXTERNAL MARKET

Export revenues were US\$113 million, which represented 12% of Total Sales Revenues in 1Q24. The Company exported a volume of 20 KBPD, 12% more compared to the same period in 2023. During the last twelve months as of 1Q24 the one most exported was No. 6 Fuel Oil, mainly due to the marketing of fuel oil surplus generated by the NTR start-up sequence.

SUPPLY CHAIN

During 1Q24 there have been 112 days of port closures vs 130 days at same period in 2023, that is, the sum of days for each port of all the ports on the Peruvian coast, which has hindered in Talara the transfers of cabotage to the different terminals of the country, as well as the exports of residuals or fuel oils; however, different actions have been deployed in logistics to maintain the supply of fuel.

The progress situation of the projects related to the supply of fuels is as follows:

1. **Terminal Ilo:** as of March 2024, the comprehensive physical progress of 26.4%. The scope review process was concluded, identifying new requirements, as well as pending permits, so it was necessary to update the detailed engineering, which is

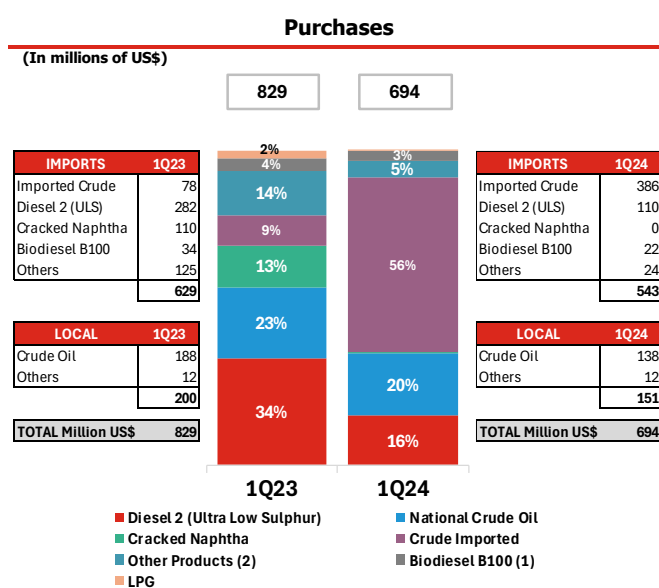
Earnings Release



already being executed. It is estimated that the preparation of the study will be completed in 3Q24, and the file will be submitted for approval in 4Q24.

2. **Pasco - Ninacaca Supply Plant:** as of March 2024, the comprehensive physical progress of 47.6%. Currently, the strictly necessary actions are carried out for the preservation and conservation of the equipment and materials that are in the construction area of the project.
3. **Puerto Maldonado Supply Plant:** as of March 2024, the comprehensive physical progress of 59.7%. Currently, the detailed engineering preparation service is in the process of being contracted. It is estimated that the file will be concluded for approval in 4Q24.

PURCHASES



⁽¹⁾ Inputs for formulation of Diesel B5

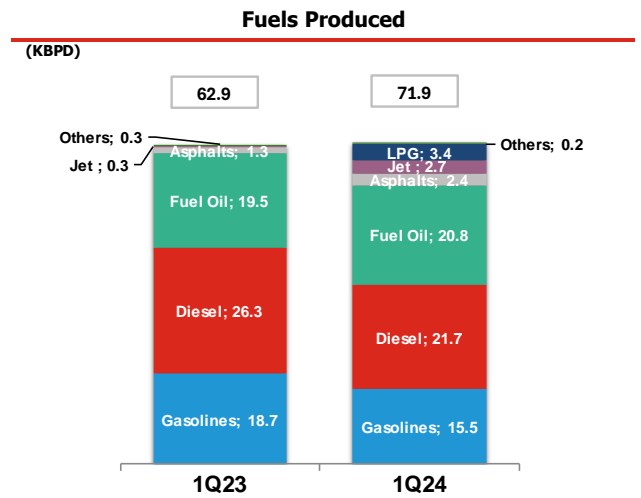
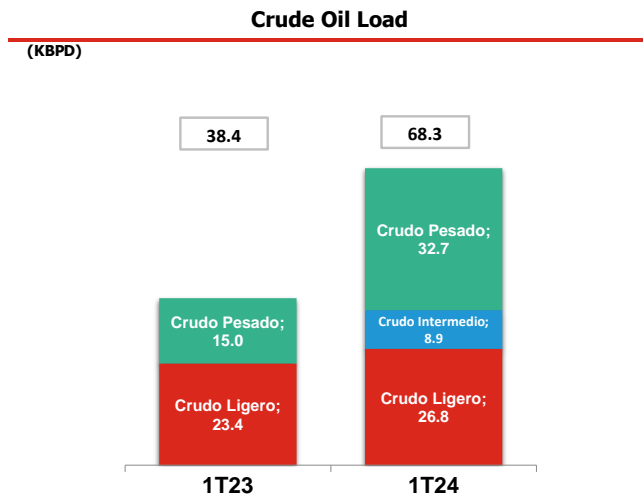
⁽²⁾ Includes: HOGBS, Gasoline Aviation, Alcohol Fuel, Natural Gas Condensate and Turbo A1

The oil processed in our refineries comes from the local or international market. Local crude oil comes mainly from the northwestern area, mainly in Talara region, and is purchased considering a basket of average oil prices. Domestic crude (which includes crude from the Northwest of the country) during 1Q24 represented 27% of Total Purchases while import crude represented 73%. During 1Q24, 70 KBPD of crude oil was purchased compared to the 38 KBPD purchased in the same period in 2023.

Regarding to the purchase of products, in terms of volume, as a percentage of Total Purchases, imported products accounted for 85%, while local purchases accounted for 15%. During 1Q24, 17 KBPD of products were purchased compared to 53 KBPD in the same period 2023.

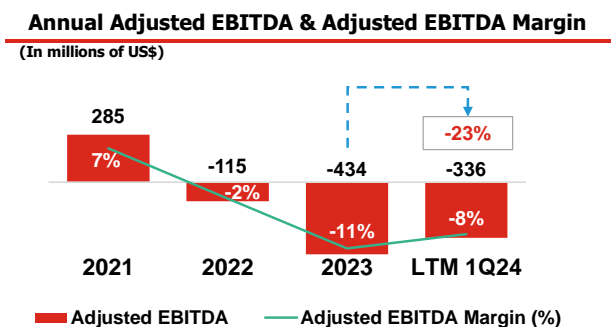
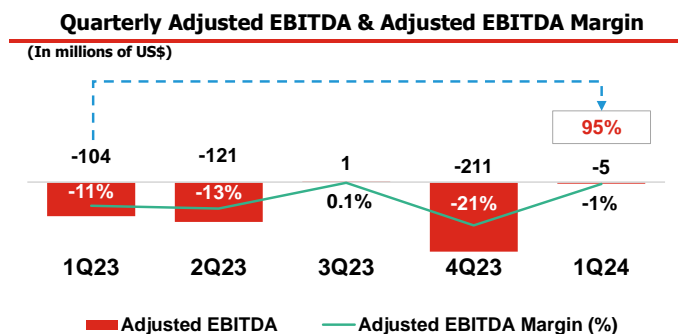
This increase in oil purchases in relation to the purchases of finished products that are more expensive is the effect of the start of production of the NTR, which will allow a greater reduction in the purchase of finished products when the NTR being operational.

Earnings Release



During 1Q24, a higher percentage of crude oil was loaded in relation to the same period in 2023 due to the fact that for that period there was already the NTR, which processed all the imported crude oil for the production of products equivalent to 66.7 KBPD, unlike 1Q23 where a greater volume of intermediate products was acquired and through a blending process, products equivalent to 66.7 KBPD were obtained. As it can be verified, there is still a greater amount of waste which should be reduced as the NTR achieves the Ramp Up. As it can be verified, there is no direct correlation between load and production because fuel production also includes the mixture of intermediate products.

EBITDA



PETROPERÚ generated an Adjusted EBITDA of US\$-5 million in 1Q24, compared to US\$-104 million in 1Q23 mainly derived from the lower Gross Loss of 1Q24 vs the Gross Loss obtained in 1Q23 (US\$-5 million vs US\$-104 million). In addition, EBITDA was positively affected by higher sales in the domestic market, the lower purchase requirement due to the change in cost structure and inventory disposition by the NTR, the higher average sales and purchase price differential, and higher other revenues recorded by the crude oil transportation operation. However, EBITDA remained negative due to higher operating expenses, derived from NTR; as well as the lower value of the inventory due to the change in the cost structure, the events that caused the shutdown of the FCK, among others.

Operating expenses per business unit are as follows:

OPEX: Operating Expenses

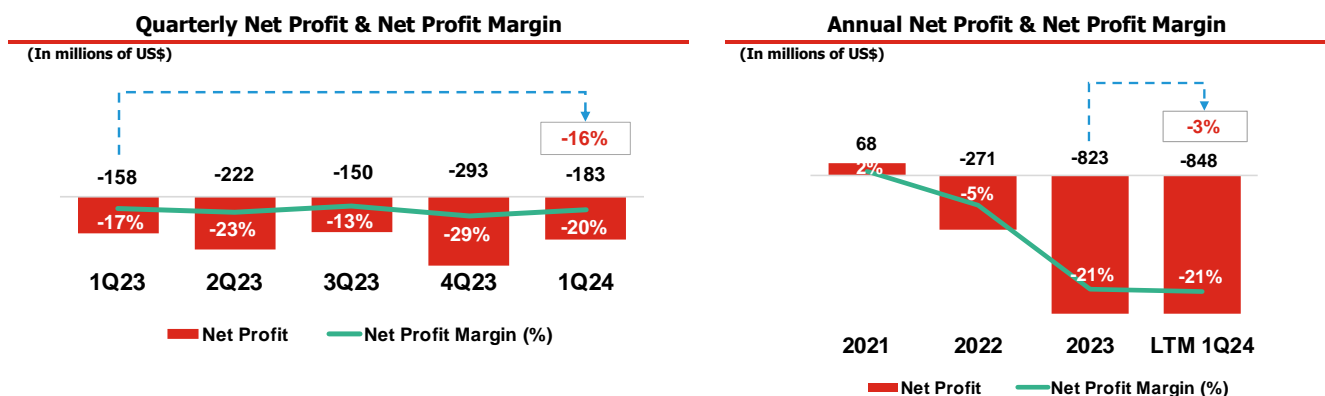
(In thousands of US\$)

Business Unit	Executed as of	
	Mar23	Mar24
Refining	123,463	162,904
Distribution & Comercialization	29,790	40,902
Transportation through ONP	15,350	16,241
Exploration & Production (Block I)	3,023	47,243
Others	18,622	20,393
Total	190,249	287,682

Earnings Release

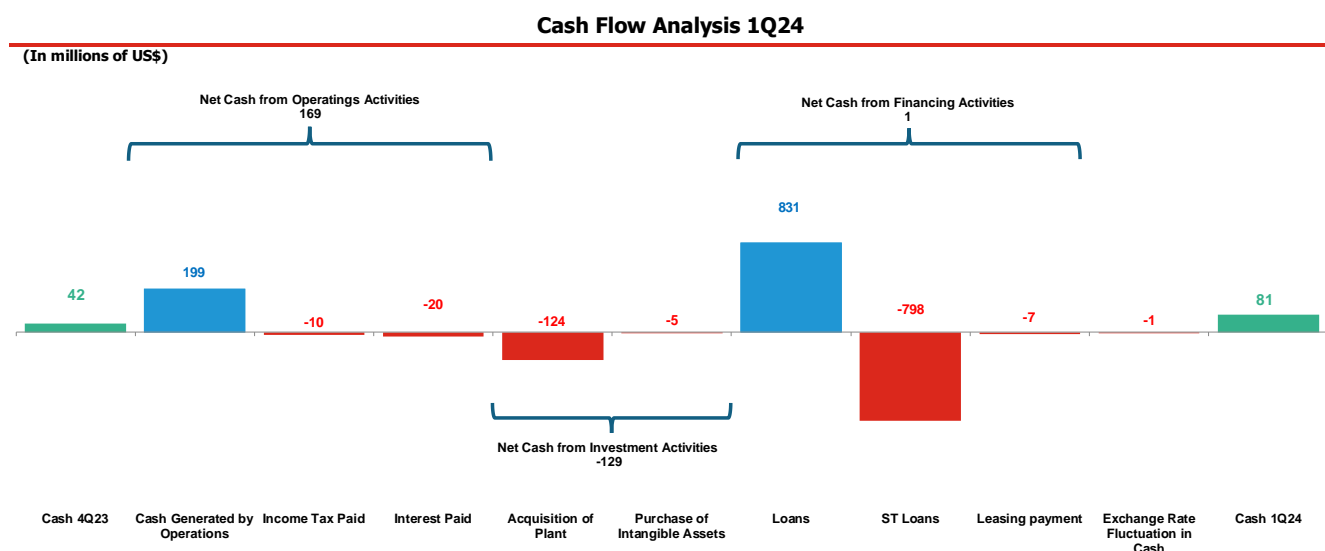


The information shown in the table above does not include employee participation, and the heading "Others" corresponds to expenses from Main Office and Rented Units. The refining operation represents the highest operating expenses among all the Company's business units (57% as of March 2024 and 65% as of March 2023), mainly due to start-up of the NTR (increase in material consumption and depreciation of the new units commissioned); while the Distribution and Marketing unit concentrates only 14% through the Supply Plants and Storage Tanks throughout the country, followed by Upstream with 7%, among others. Currently, the Conchán and Iquitos refineries are in operation and NTR is in 76% of capacity.



Net Loss in 1Q24 was US\$-183 million compared to Net Loss of US\$-158 million in 1Q23, mainly due to the Gross Loss impacted by the shutdown of the FCK unit since February 08, 2024, higher exports of fuel oils or residuals (19 vs 17 KBPD as of March 2023), higher corporate expenses, as well as a higher depreciation (US\$-77 million) mainly of the NTR's assets, in addition to the loss due to exchange differential (US\$-1 million), an unfavorable provision of deferred income tax generated by the depreciation of the exchange rate (US\$-20 million), among others. All this was attenuated by a higher level of other income and expenses (US\$10.5 million).

1.2.2. CASH FLOW STATEMENT



PETROPERÚ registered a total of US\$81 million in cash at the end of 1Q24, compared to US\$111 million in 1Q23 and higher than US\$42 million as of 4Q23. Regarding 1Q24, cash from Operating Activities was higher than in 4Q23 (US\$169 vs. US\$63 million), this is mainly due to: i) lower operating expenses, mainly due to lower payments to suppliers of crude oil and product purchases, caused by the rescheduling of invoice payments in accordance with the Company's liquidity availability; ii) in 1Q24, no interest payments were made as was the case in December 2023 for the issuance of Bonds and CESCE loan (semi-annual payments), taking into account that, as the Company is in the last stage of start-up of the NTR, higher interest is generated that is charged to the financial expense, linked to the start-up of the NTR Units.

Earnings Release



On the other hand, at the end of 1Q24 there was a Cash Flow from Investment Activities of US\$-129 million versus US\$-122 million in 4Q23, due to the Company was in the last stage of commissioning the NTR and is closing the payment obligations for the receipt of the units.

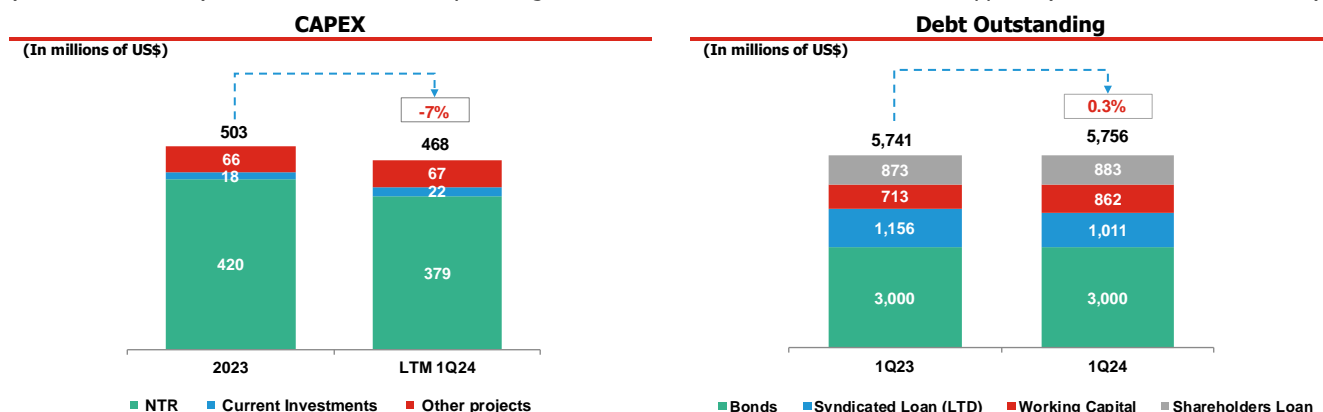
Likewise, Cash Flow from Financing Activities went from US\$25 million in 4Q23 to US\$1 million in 1Q24, due to finance working capital, direct financing with suppliers was prioritized.

1.2.3. BALANCE SHEET

Total Assets as of 1Q24 amounted to US\$10,178 million, 3% higher than 1Q23 (US\$9,842 million) mainly as a result of the increase in net and intangible fixed assets (US\$246 million) and other long-term receivables (US\$276 million), offset by the decrease in cash and inventories.

Regarding CAPEX, in the last twelve months as of 1Q24, an execution of US\$468 million was recorded, lower than what was executed in 2023 (US\$503 million). NTR represents 81% of total execution in the last twelve months as of 1Q24 (US\$379 million).

Working Capital as of 1Q24 reached US\$-2,821 million compared to US\$-703 million as of 1Q23. This difference is due, on the one hand, to a reduction in Current Assets, mainly due to the reduction of other short-term receivables (-US\$146 million) as well as the reduction of Cash and Cash Equivalent (-US\$30 million). On the other hand, Current Liabilities were increased mainly due to the increase in short-term financial liabilities (+US\$835 million), which also includes the facilities granted by shareholders and short-term bank financing for the purchase of inputs and products of the line of business, likewise, the increase in commercial accounts payable (+US\$1,031 million), which were increased by the negotiations that have been carried out with Suppliers (increase of US\$328 million).



As of 1Q24, Total Debt is 84% US dollars and 16% in soles, debt in soles includes short-term loan for working capital and shareholder loan. The Modified Duration of the 15-year bond is 6.35 years and 10.11 years for the 30-year bond. It is important to mention that the contract of the issued bonds does not contemplate the obligation to comply with the commitments beyond the delivery of financial information. These bonds do not have specific guarantees.

Additionally, at the end of February 2024, through Emergency Decree No. 004-2024, which establishes extraordinary measures in economic and financial matters aimed at guaranteeing the continuity of fuel supply and the development of economic activities at the national level and making governance more efficient, PETROPERÚ was granted a guarantee from the national government for US\$800 million derived from a loan to be granted by the Banco de la Nación to working capital that guarantees the continuity of fuel supply and the development of economic activities at the national level with a validity of less than one year. Likewise, the short-term debt operation under the modality of granting a guarantee from the National Government for the use of Letters of Credit was extended from US\$500 million to US\$1,000 million and the validity was increased until December 31, 2024, for the total reimbursement of the Cancellation Documents used for the payment of customs obligations.

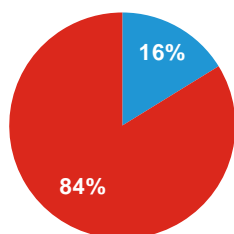
To date, the Total Debt is distributed as follows: 52% Bonds, 18% Long-Term Syndicated Loans with CESCE guarantee, 15% Shareholders Loan and 15% Working Capital. As of March 31, 2024, US\$288.9 million of the syndicated loan with CESCE guarantee has been amortized.

Earnings Release



Debt Composition

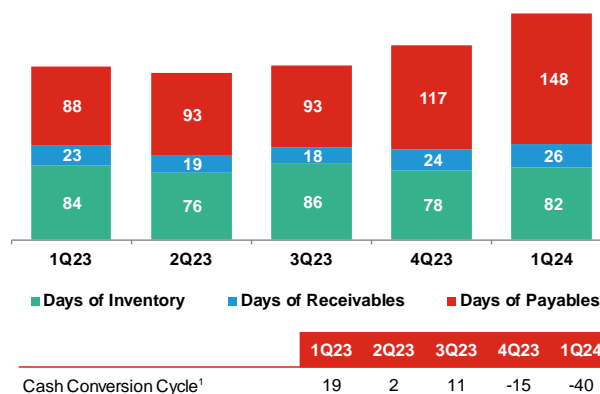
1Q24



■ S/ ■ US\$

	Million S/ (Expressed in Millions of US\$)	Million US\$
Working Capital	50	812
Shareholders Loan	883	
Syndicated Loan (LTD)	1,011	
Bonds		3,000
TOTAL	933	4,823

Cash Conversion Cycle (CCC)



¹ Days of Inventory + Days of Receivables – Days of Payable

As of 1Q24, the CCC (Cash Conversion Cycle) was -40 days, due to the significant increase in Accounts Payable Turnover given the negotiations with suppliers to pay them over longer periods.

Finally, Equity has been reduced by 34% compared to the same period in 2023, mainly due to the Net Loss for the period.

1.2.4. FINANCIAL INDICATORS

Ratios

	2021	2022	2023	LTM 1Q24	1Q23	4Q23	1Q24	YoY	QoQ
EBITDA / Financial Expenses	12.6	-0.7	-1.6	-1.1	-1.6	-1.6	-1.1	29%	32%
Debt / Assets	58%	50%	60%	61%	56%	60%	61%	5pp	0.7pp
EBITDA / Assets (LTM)	3.3%	-1.2%	-4.3%	-3.3%	-3.3%	-4.3%	-3.3%	0.01pp	1.0pp
Debt / EBITDA (LTM)	18x	-43x	-14x	-18x	-17x	-14x	-18x	-9%	-31%
Current Rate	0.6x	0.9x	0.4x	0.4x	0.7x	0.4x	0.4x	-49%	-9%

Note: Financial Expenses only includes financial expenses for short-term credits. Financial expenses derived from long-term loans are capitalized in accordance with the provisions of IAS-23 Borrowing costs.

The Financial Debt includes the State loan according to DU N°010-2022 per State of US\$750 million and approximately US\$108 million in canceling documents plus accrued interest.

The EBITDA/Financial Expenses ratio evaluated in the last twelve months was less negative by 29% as of 1Q24 compared to the same period of 2023, going from -1.6 to -1.1 due to a slightly lower negative EBITDA mainly impacted by: i) The FCK unit has been shut down since February 08, 2024, due to lack of steam and water for industrial use in the auxiliary services unit, which reduced the burden on the Distillation Primary Unit (DPU) and modified the crude oil diet (prioritizing the processing of light crude oil) with the aim of minimizing residual surpluses; ii) Lower purchase requirements due to the change in cost structure and disposal of inventories due to NTR, higher average sales and purchase price differentials, offset by higher operating expenses, derived from NTR; as well as the lower value of inventory due to the change in the cost structure (greater processing of crude oil instead of importing products).

Regarding the Financial Debt/Assets ratio, it increased by 5pp in 1Q24, from 56% to 61% compared to 1Q23, due to the greater increase in financial debt to cover mainly obligations to suppliers for crude oil imports and products. Considering the above, with respect to EBITDA and Financial Debt, as of 1Q24, the Company has a Financial Debt/EBITDA Ratio (LTM) of -18x, more negative by 9% compared to 1Q23, mainly due to the higher financial debt by 13% compared to the same period in 2023. Finally, at the end of 1Q24 the Liquidity Ratio was 49% lower than in 1Q23 due to the increase in trade payables due to the rescheduling of payments for imported products and the increase in short-term financial debt.

1.3. OPERATING RESULTS

PETROPERÚ focuses on three business lines, the participation of each business with respect to the Total Revenue of the Company as of 1Q24 is as follows: 1) refining and commercialization, which represented 98.5%, 2) upstream including the Northwest Blocks (I, VI and Z-69) accounted for 0.6%, 3) leasing and sale of certain units, which represented 0.5%, and 4) ONP which represented 0.04%.

Earnings Release



1.3.1. New Talara Refinery (NTR)

PETROPERÚ has been carrying out various strategies jointly with the supervising company and in coordination with the project contractors, thus achieving that the execution of the Project is in the last stage of safe and progressive start-up and commissioning of the new units, in accordance with their current start-up sequence. In this sense, at the end of March 2024, the NTR registered a comprehensive progress of 99.24%.

Engineering, Procurement and Construction (EPC) Contract for the Process Units

Regarding the EPC Contract with Técnicas Reunidas (TR), there is a physical progress as of March 2024 of 99.90%.

Auxiliary units and complementary works

The activities corresponding to the EPC Contract with the COBRA-SCL UA & TC Consortium are 97.79% complete as of March 2024. Regarding the closing of the EPC contracts, the receipt of the auxiliary unit SA2 (Treatment of sanitary waste) and 05 Complementary Works is pending. These components do not affect the NTR boot sequence.

The units that make up the New Talara Refinery (Process and Auxiliary Units) have been received within the framework of the contractual requirements established with the different EPC contractors, from a project control approach.

During 1Q24, the following contractual receipts were reached:

- Process Units: FCK, PAR.
- Auxiliary Units: ASC, SWI, SWC, GE.
- Complementary Works: TC-05.

Financing

The investment amount of the NTR is US\$5,539 million, and the sources of financing are composed, on the one hand, by the issuance of bonds representing US\$3,000 million, of which US\$2,000 million were issued in 2017 (with maturities in 2032 and 2047) and US\$1,000 million corresponding to the reopening of the 2047 bond that took place during 1Q21 from which an additional US\$155 million was received by the price above par at the closing of the transaction and interest accrued at the time of disbursement, and, on the other hand, the financing with CESCE guarantee for US\$1,300 million. The balance will be offset with own resources generated from the business.

Local Labor Recruitment

As of 1Q24, the workforce was 306 jobs; local unskilled labor had a participation of 88.2% (out of a total of 34 unskilled), exceeding the minimum established by the EIS (70%). Meanwhile, the local skilled labor had a share of 68.7% (out of a total of 326 skilled).

1.3.2. REFINING

Operating Data

	2021	2022	2023	1Q23	4Q23	1Q24	YoY	QoQ
Refining Capacity (in KBPD) ⁽¹⁾	27.5	75.4	122.5	122.5	122.5	122.5	N.A.	N.A.
Refinery Utilization (in KBPD) ⁽²⁾	10	19	54	38	67	68	78%	2%
Refined Products (in KBPD) ⁽³⁾	16	19	62	49	53	68	39%	28%
Capacity Utilization Rate ⁽⁴⁾	37%	25%	44%	31%	55%	56%	24pp	1pp
Volume Sales (in KBPD)	125	117	94	87	91	95	9%	5%

Notes:

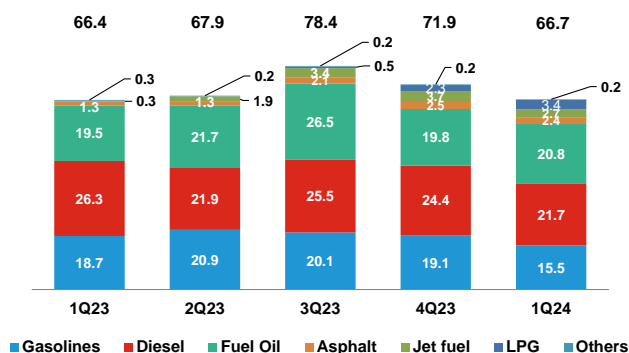
- (1) Maximum amount of crude that can be introduced into the first step of refining process, referred to as atmospheric distillation.
- (2) Total amount of crude, asphalts residual and diesel reprocess introduced into the first step of the refining process, referred to as atmospheric distillation.
- (3) Total amount of refined products produced by one complete cycle of the refining process.
- (4) Defined crude refinery utilization (in thousands of average barrels per day for the period) divided by atmospheric distillation refining capacity.

Earnings Release

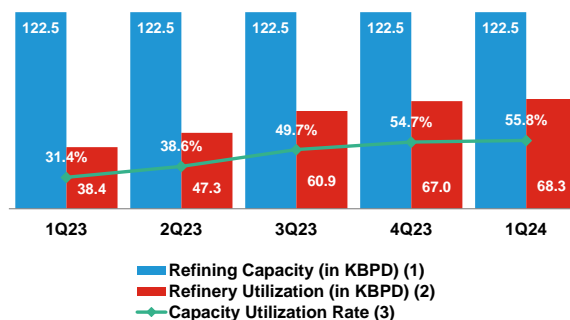


Refined Products

(In KBPD)



Capacity Utilization Rate



(1) Maximum amount of crude that can be introduced into the second step of the refining process, referred to as atmospheric distillation.
 (2) Total amount of crude, asphalts residue, and diesel reprocess introduced into the second step of the refining process, referred to as atmospheric distillation
 (3) Defined as crude refinery utilization (in thousands of average barrels per day for the period) divided by atmospheric distillation refining capacity.

1.3.3. NORPERUANO OIL PIPELINE (ONP)

The pumped crude oil volumes accumulated as of 1Q24 are the following:

SECTION	PUMPED VOLUME AT MARCH (KBPD)
SECTION I	0.6
SECTION II	0
ORN	0

Regarding Section I, it was scheduled to stop since January 19, 2024, due to low crude oil inventories at Station 1 and during 1Q24 no contingencies were recorded.

For its part, Section II was scheduled to stop since December 29, 2023, due to low crude oil inventories at Station 5. Waiting for cabotage and crude oil export for the release of tanks at the Bayóvar Terminal. Additionally, on January 18, 2024, the contingency due to Forces of Nature was registered at the progressive Km 395+531 of Section II. The Contingency Plan was immediately activated, the definitive repair was executed 100%. In addition, on February 09, 2024, the contingency for Determining Third Parties Event was registered at km 376+538 Section II. The Contingency Plan was immediately activated, the definitive repair was executed 100%. On the other hand, on March 05, 2024, the contingency was registered at Km 372+090; likewise, on March 15, 2024, the contingency was registered at Km 356+344, in both cases caused by a determining event of Third Parties. The Contingency Plan was immediately activated, and the definitive repairs were executed at 100%.

Finally, the North Branch Pipeline (ORN) has not pumped since February 21, 2020 due to the fact that operations in Block 192 continue to be paralyzed.

It should be noted that during 1Q24 a total of four (4) contingencies were registered, one (1) caused by Forces of Nature and three (3) by Determining Events of Third Parties:

DATE	LOCATION	SECTION	CAUSE	VOLUME (Bls)
Jan. 18, 2024	Km 395+531	Section II	Force of Nature	46
Feb. 09, 2024	Km 376+538	Section II	Third Parties Events	2
Mar. 05, 2024	Km 372+090	Section II	Third Parties Events	2
Mar. 15, 2024	Km 356+344	Section II	Third Parties Events	5

The historical statistics of the contingencies that occurred in the ONP can be seen on the PETROPERÚ website, which is updated when a new contingency arises. See the following link:

<https://oleoducto.petroperu.com.pe/en/contingency-plan/statistics/>

Earnings Release



Regarding to remediation activities, it is indicated that these events are in the process of collecting hydrocarbon waste in the contingency zones.

Likewise, with respect to the activities to guarantee the safety of the pipeline, the following actions were carried out during 1Q24:

- a) Land patrol with its own personnel, in order to contact the authorities of the communities and convey the importance of the functioning and operation of the Pipeline.
- b) Coordination with the Intelligence Directorate of the Ministry of the Interior (DIGIMIN) to carry out activities in the area of influence of the Pipeline.
- c) Activation and permanent communication with identified residents in the areas near the Pipeline in order to obtain information that helps the security of the Pipeline.
- d) Coordination with the Army Intelligence Battalion (BIE) in order to measure the degree of confidence of surveillance agents by developing polygraph tests.
- e) Contact with the police authorities, nearby police stations in the area of influence of the pipeline, in order to request support for deterrent activities.
- f) Communication with the head of the EP's Sixth Jungle Brigade, in order to coordinate, if necessary, deterrent actions in relation to the security of Station 6 and 7.

Finally, negotiations have been made with the State regarding the ONP, for which a report was presented to the Board of Directors related to the Proposed Solution for the Viability of the ONP with security and continuity of the activities of the oil sector of the Northern Jungle as a Comprehensive Strategy for the Sustainability of the ONP. As a result, the Board of Directors requested that this information be supplemented to reach the General Shareholders' Meeting.

In this sense, the Corporate Management of Exploration, Production and Pipeline and the Management of the Pipeline Department, in coordination with the Corporate Legal Management, are working on a project of law that allows the modification of the ONP concession model so that the Peruvian State assumes the losses that affect PETROPERÚ due to repair expenses of environmental remediation, operation, maintenance, investments and for attention to contingencies occurring in the ONP.

1.3.4. EXPLORATION AND PRODUCTION

Block 64

PETROPERÚ has been the Operator since September 27, 2021. Currently, the Environmental Impact Study (EIS) of Development is being prepared with ERM Consulting Company. Likewise, the collection permit of SERFOR and PRODUCE was obtained. The Terms of Reference, EVAP (Preliminary Environmental Assessment), and Citizen Participation Plan were submitted to SENACE for evaluation. On the other hand, the Morona Base Camp (CBM) continues to operate.

The problem remains regarding the lack of definition regarding whether or not Prior Consultation is required. In this regard, a meeting has been held with SERFOR and MINCUL and is coordinated with MINEM.

Block 192

PETROPERÚ has been the Operator since February 28, 2023. On March 22, 2024, PETROPERÚ, Perupetro and Altamesa Energy Perú S.A.C. signed the assignment of the contractual position of Block 192 and Altamesa Energy Perú S.A.C. was designated as Operator with a 61% interest in the License Agreement, while PETROPERÚ maintained 39%.

Block I

As of October 22, 2023, PETROPERÚ continues with the operation of the Block under a new License Agreement, valid for 02 years or until the effective date of a new Contract for the Exploitation of Hydrocarbons by a new operating company, whichever occurs first. Likewise, oil production average in 1Q24 was 473 BOPD and gas production average was 3.178 MMCFD.

Block VI

Since October 22, 2023, PETROPERÚ operates the Block under a new License Agreement, valid for 02 years or until the effective date of a new Contract for the Exploitation of Hydrocarbons by a new operating company, whichever occurs first. Likewise, oil production average in 1Q24 was 1,955 BOPD and gas production average was 3.915 MMCFD.

Earnings Release



Block Z-69

Since October 16, 2023, PETROPERÚ operates the Block under a new License Agreement, valid for 02 years or until the effective date of a new Contract for the Exploitation of Hydrocarbons by a new operating company, whichever occurs first. Likewise, oil production average in 1Q24 was 4,754 BOPD and gas production average was 10.320 MMCFD. The average LNG production in 1Q24 was 599 BDC.

2. ENVIRONMENTAL, SOCIAL AND GOVERNANCE MATTERS

2.1. ENVIRONMENTAL MATTERS

Managed Blocks

BLOCK	ENVIRONMENTAL ACTIVITIES CARRIED OUT
Block 64	<ul style="list-style-type: none"> The Specific Terms of Reference of the detailed Environmental Impact Study of the Development Project are in the process of being evaluated by SENACE. The Plan for Remediation is in the process of being prepared. The presentation of the quarterly report of the Hazardous Solid Waste Management Manifests and the Annual Solid Waste Management Declaration was complied with. The presentation of the Annual Environmental Report was complied with.
Block 192	<ul style="list-style-type: none"> Until March 21, 2024, PETROPERÚ complied 100% with all auditable environmental obligations. As of March 21, 2024, PETROPERÚ transferred 61% of its stake in Block 192 to the company ALTAMESA, the current operating partner.
Block I	<ul style="list-style-type: none"> The execution and reporting of the environmental and biological monitoring committed to the different Environmental Management Instruments has been complied with. The presentation of the quarterly report of the Hazardous Solid Waste Management Manifests and the Annual Solid Waste Management Declaration was complied with. The presentation of the Annual Environmental Report was complied with. To date, the following environmental emergencies have been recorded: 01 in Block I, 01 in Block VI and 07 in Block Z-69. In all cases, the cleaning activities have been 100% completed.
Block VI	
Block Z-69	

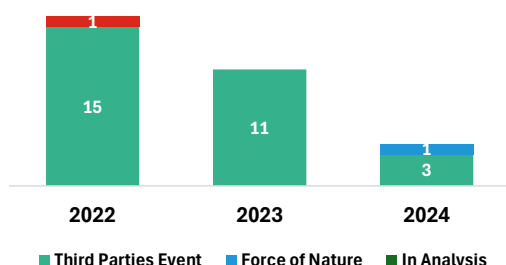
Environmental Emergencies

At the end of 1Q24, 04 Environmental Emergencies have been reported in the North Peruvian Pipeline (ONP):

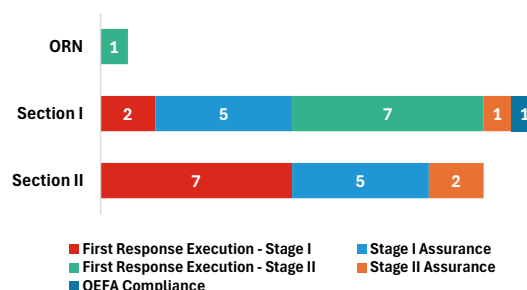
N°	DATE	SECTION	ZONE	STATUS
1	Jan. 18, 2024	Section II	Km 395 + 531	Execution First Response - Stage I
2	Feb. 09, 2024	Section II	Km 376 + 538	Execution First Response - Stage I
3	Mar. 05, 2024	Section II	Km 372+090	Execution First Response - Stage I
4	Mar. 15, 2024	Section II	Km 356+356	Execution First Response - Stage I

From 2022 to 2024, 31 environmental emergencies have been reported, the causes and status of which are as follows:

Causes of Environmental Emergencies in the ONP



Status of Environmental Emergencies of the ONP



2.2. SOCIAL MATTERS

In social matters, PETROPERÚ has an Annual Community Relations Plan, which is developed in response to the identification of social risks and encompasses relationship activities and contribution to local development applied to all the Company's operations nationwide, under an intercultural approach, which allows it to manage from the different realities that coexist in the environment of the operations.

Earnings Release



During 1Q24, activities have been carried out based on the relationship and strengthening of stakeholders, also seeking to meet the main needs of the area through social projects and create a positive impact on the community.

At the ONP, the social team continues with constant dialogue with the authorities and residents of the communities surrounding environmental contingencies, in order to have the necessary social viability to carry out the cleaning and recovery work in the shortest possible time.

Regarding the Block 192, the negotiation processes are being accompanied, through dialogue with the communities in which oil containment and collection activities are being carried out due to the spills that occurred during the Company's stay, likewise, the citizen participation process is being monitored for the presentation of the new operating partner. For its part, in relation to Block 64, the process of relationship and identification of social actors continues, during the process of submitting the Terms of Reference for the preparation of the EIA to SENACE, for approval and initiation of activities.

Likewise, in Talara and the northwest blocks (Block I, Block VI and Block Z69), the expectations of the groups regarding employment and health needs have been monitored, through joint meetings with the main leaders and residents of the area, as well as with representatives of institutions and the local government. It is important to note that the Office of Information and Citizen Participation (OIPC) remains active, guaranteeing meeting spaces between PETROPERÚ and the community of Talara, through different communication channels on relevant issues.

Committed to Education, PETROPERÚ began summer school reinforcement classes, as part of the Jinkay Project in Amazonian communities Fernando Rosas and Nazareth, located in the district of Morona, Datem del Marañón province, Loreto region, adjacent to the ONP. The program consisted of reinforcement of students in mathematics, communication, social personnel and computer science, in addition, workshops are carried out with parents, socio-emotional sessions and home visits that promote the involvement of the family in the teaching of their children. The implementation of two libraries with more than 200 books in each one was also achieved, thus seeking to contribute to the learning of the little ones.

Additionally, with respect to the health and well-being of the surrounding towns, in February the Early Childhood Play Fair was held in the town of Mollendo, and in alliance with the Alto Inclán Hospital and the Islay Health Network, generating a space where parents, through play and guided interaction, received guidance on health, care, nutrition and parenting practices for their little ones, in order to promote the comprehensive development of children. Likewise, vaccination campaigns and pediatric dentistry and dermatology workshops were carried out. Additionally, the Alto Inclán Hospital provided anemia screening and fluoridation.

In Talara, during the first two months of the year, the Mental Health Project was launched, aimed at parents and caregivers of children from 1 to 5 years old, through a campaign to promote good parental health practices whose goal is to benefit 90 families from the districts of Pariñas, La Brea and Lobitos. Likewise, 80 Glasses of Milk Programs in the districts of Pariñas and La Brea de Talara have been provided with implements and household items. Also, two cisterns have been made available to the Lobitos district for the distribution of drinking water, contributing to the temporary supply for the benefit of the residents, and to care for the health of their families.

In Conchán, the "No More Violence" Comics and Comics Contest is being developed, aimed at students from 2nd to 4th grade of secondary school from 05 II.EE. prioritized in the area of influence. During the first months, the participants classified in the first stage of the contest participated in a comics and comics workshop to improve their skills and work and this was evaluated by a qualifying jury, choosing 05 young winners.

The employability of populations continues to be strengthened, carrying out projects that contribute to improving capabilities and achieving local economic development, therefore, for the second consecutive year it was developed in 04 native communities (Tayuntsa, Nueva Unida, Najaím Paraíso and Alto Pajakuts), from the district of Nieva, Condorcanqui - Amazonas, area of influence of the ONP, the productive project called Ikam Kuitamat, which means "let's conserve our forests." In 1Q24, eighty nurseries have been optimally implemented and maintained. Likewise, the business plan called "Improvement of the joint marketing process of cocoa beans" is being implemented, which seeks to improve the conditions and capacity of collection and post-harvest to access new and better market niches, through a joint commercialization. This plan will last six months and is implemented thanks to the economic resource gained from competitive fund co-financing in PROCOMPITE AMAZONAS.

In infrastructure, PETROPERÚ began the recovery of the Cristo Petrolero de Talara viewpoint, support that will contribute to the tourism development of the Piura province and includes the rehabilitation and renovation of the park's ornamentation, the emblematic monument of the Cristo Petrolero and the park platform. It is important to indicate that the work is being carried out with local labor, previously coordinated with the presidents of the neighborhood associations of the sector and in line with the NTR's Local Labor Hiring Program.

2.3. CORPORATE GOVERNANCE

By means of Board of Directors Agreement No. 007-2024-PP of January 25, 2024, the constitution of the Board of Directors' Appointments and Remuneration Committee was approved, among others.

Earnings Release



Supreme Decree No. 004-2024-EM, published on February 03, 2024 in the Official Gazette El Peruano, amends Supreme Decree No. 014-2018-EM, as amended by Supreme Decree No. 002-2020-EM (which appoints the members of the General Meeting of Shareholders of PETROPERÚ). The amendment considers as the fifth member of the Board the Deputy Minister of Economy of the Ministry of Economy and Finance, who represents 20% of the total shares subscribed and paid. In this sense, the General Secretary of the Ministry of Energy and Mines is no longer part of the General Meeting of Shareholders of PETROPERÚ. Therefore, the Peruvian State is represented at the General Shareholders' Meeting by the following members:

- Minister of Energy and Mines, presides over the Shareholders Meeting.
- Minister of Economy and Finance, member of the Shareholders Meeting.
- Vice Minister of Hydrocarbons of the Ministry of Energy and Mines, member of the Shareholders Meeting.
- Vice Minister of Finance of the Ministry of Economy and Finance, member of the Shareholders Meeting.
- Vice Minister of Economy of the Ministry of Economy and Finance, member of the Shareholders Meeting (member amended by Supreme Decree No. 004-2024-EM).

Emergency Decree No. 004-2024 (hereinafter, the DU), published on February 27, 2024, which establishes extraordinary measures in economic and financial matters aimed at guaranteeing the continuity of fuel supply and the development of economic activities at the national level and making the Company's governance more efficient; among other measures, it provides: (i) the temporary and immediate recompositing of the members of the Board of Directors appointed by the General Shareholders' Meeting, (ii) exceptionally authorizes FONAFE to participate in the selection process of the directors of PETROPERÚ, in accordance with its rules and procedures, whose term of office begins on January 01, 2025.

At the General Shareholders' Meeting Session held on February 28, 2024, it was agreed to formalize the resignation of Ms. Brigitt Bruna Bencich Aguilar, and Mr. José Andrés Olivares Canchari, from the positions of members of the Board of Directors of PETROPERÚ from December 14, 2023. Likewise, the resignations of Mr. Pedro Oswaldo Chira Fernández, (Chairman of the Board of Directors), Mr. Pedro Augusto Méndez Milla and Mr. Artemio Reátegui Soria from the positions of members of the Board of Directors were formalized, the last day in the exercise of their positions being February 28, 2024.

In accordance with the provisions of numeral 5.1 of the DU, which provides for the temporary and immediate recompositing of the members of the Board of Directors; at the same meeting, the Board of Directors was recomposed, appointing as of February 29, 2024, Mr. David Alfredo Tuesta Cárdenas, Mr. German Alfredo Boza Pró, Mr. Oliver Thomas Alexander Stark Preuss, in the category of Independent Directors; and Mr. Carlos Adrián Linares Peñalosa in the category of Non-Independent Director. Subsequently, on February 29, 2024, the General Shareholders' Meeting appointed the latter as Chairman of the Board of Directors from March 01, 2024; they also appointed Mr. Carlos Augusto Villalobos Dulanto, in the category of non-independent Director.

With Board of Directors Agreement No. 023-2024-PP of March 14, 2024, Mr. Oliver Thomas Alexander Stark Preuss was appointed as Vice Chairman of the Board of Directors from March 15, 2024.

Board of Directors Agreement No. 024-2024-PP of March 14, 2024, approved the creation of the Finance and Administration Committee, which will contribute to complying with the mandate established in Emergency Decree No. 004-2024, for the approval of the necessary measures that need to be implemented for the restructuring of the Company. It is also noted that taking into account the restructuring actions of PETROPERÚ that will be carried out in 2023, it was considered appropriate that the Appointments and Remuneration Committee begin its functions once the restructuring actions are approved. Likewise, with the aforementioned agreement, the appointment of the members of the Board of Directors Committees was approved: Corporate Governance Practices; Audit and Control; and Finance and Administration.

On March 14, 2024, the CEO approved the update of the "Affidavit of Compliance with Conditions for Independent Director", aligning it with the requirements for independent director considered in the modifications made in September 2023 to the corporate documents.

During 1Q24, three sessions of the Audit and Control Committee and one session of the Finance and Administration Committee were held.

3. COPORATIVE ACTIONS

In terms of the Sustainability Strategy, the proposed sustainability strategy has been revised based on the model established by IHS Markit of the holding company S&P Global, complementing the EY Sustainability Model, the ESG Score 2023 Results, the GRI 2021 Recommendations, and the requirements of the SMV Sustainability Report. It has also been aligned with the strategic objectives and the Restructuring Plan elaborated by Arthur D. Little. The proposed strategy is based on 5 pillars: 1) Leadership and Strategy, 2) Climate Change, 3) Environmental Management, 4) Corporate Governance and 5) Stakeholder Management and 19 strategic axes. Specific activities are still being developed with each area involved. The Board is scheduled to approve the proposal by the end of June. Also, meetings have been held with the key areas for the joint work of activities to be developed.

Earnings Release



Regarding the 2023 Sustainability Report, the information on the various sustainability indicators has been compiled with the different areas of the Company. It is estimated that the aforementioned report will be approved in August 2024. Likewise, the annex to the sustainability report requested by the SMV is being worked on and in parallel the ESG Score 2024 of S&P Global is being worked on.

Finally, the sustainability information on the Company's website has been expanded, considering more detail on sustainability matters and quantitative information, which can be reviewed from the link <https://sostenibilidad.petroperu.com.pe/en/>.

Earnings Release



4. FINANCIAL SUMMARY

4.1. INCOME STATEMENT

In Millions of US\$	2021	2022	2023	LTM 1Q24	1Q23	4Q23	1Q24	YoY ⁽¹⁾	QoQ ⁽²⁾
Domestic Sales	3,801	4,889	3,467	3,466	808	870	807	-0.1%	-7%
Exports	356	628	477	501	89	111	113	27%	2%
Other Revenue	66	64	65	70	15	21	20	36%	-5%
Total Revenue	4,222	5,581	4,009	4,037	911	1,001	939	3%	-6%
COGS	-3,764	-5,540	-4,365	-4,328	-1,002	-1,169	-964	-4%	-18%
COGS (% of Revenue)	89%	99%	109%	107%	110%	117%	103%	-7pp	-14pp
Gross Profit	458	41	-356	-291	-91	-168	-25	72%	85%
Gross Margin (%)	11%	1%	-9%	-7%	-10%	-17%	-3%	7pp	14pp
SG&A	-198	-270	-331	-329	-45	-124	-43	-4%	-65%
SG&A (% of Revenue)	5%	5%	8%	8%	5%	12%	5%	-0.3pp	-8pp
Operating Profit	260	-229	-687	-620	-136	-292	-68	50%	77%
Operating Margin (%)	6%	-4%	-17%	-15%	-15%	-29%	-7%	8pp	22pp
Net Profit	68	-271	-823	-848	-158	-293	-183	-16%	37%
Net Profit Margin (%)	2%	-5%	-21%	-21%	-17%	-29%	-20%	-2pp	10pp
Adj. EBITDA	285	-115	-434	-336	-104	-211	-5	95%	98%
Adj. EBITDA Margin (%)	7%	-2%	-11%	-8%	-11%	-21%	-1%	11pp	21pp
Adj. EBITDA (LTM)	285	-115	-434	-336	-325	-434	-336	-3%	23%

(1) Year-over-year (YoY): Compare financial results with those of the same period in the previous year.

(2) Quarter-on-quarter (QoQ): Compare financial results with those of the same period in the previous quarter.

4.2. CASH FLOW STATEMENT

In Millions of US\$	2021	2022	2023	LTM 1Q24	1Q23	4Q23	1Q24	YoY	QoQ
Initial Balance	85	240	89	111	89	72	42	-53%	-42%
Operating Cash Flow	363	-1,261	245	387	27	63	169	+100%	+100%
Capital Expenditures	-825	-656	-455	-476	-109	-122	-129	-19%	-6%
Cash Flow from Financing	629	1,774	157	56	102	25	1	-99%	-95%
Changes in the Exchange Rate	-12	-8	6	2	3	4	-1	-100%	-100%
Final Balance	240	89	42	81	111	42	81	-27%	95%

Final Balance is affected by the exchange rate fluctuation on cash.

4.3. BALANCE SHEET

In Millions of US\$	2021	2022	2023	LTM 1Q24	1Q23	4Q23	1Q24	YoY	QoQ
Current Assets	1,459	2,093	1,744	1,647	1,859	1,744	1,647	-11%	-6%
Non-Current Assets	7,227	7,848	8,425	8,530	7,983	8,425	8,530	7%	1%
Total Assets	8,686	9,942	10,169	10,178	9,842	10,169	10,178	3%	0.1%
Short Term Debt	825	868	2,154	2,235	1,400	2,154	2,235	60%	4%
Long Term Debt	4,241	4,100	3,958	3,958	4,100	3,958	3,958	-3%	0%
Total Debt	5,065	4,967	6,112	6,193	5,500	6,112	6,193	13%	1%
Other Liabilities	1,711	2,322	2,228	2,340	1,857	2,228	2,340	26%	5%
Total Liabilities	6,777	7,289	8,340	8,532	7,357	8,340	8,532	16%	2%
Stockholders' Equity	1,909	2,652	1,829	1,645	2,485	1,829	1,645	-34%	-10%
Total Capitalization (Debt + Equity)	8,686	9,942	10,169	10,178	9,842	10,169	10,178	3%	0.1%
Current Liabilities	2,301	2,265	4,307	4,468	2,562	4,307	4,468	74%	4%
Working Capital	-843	-172	-2,563	-2,821	-703	-2,563	-2,821	-100%	-10%